



ಬೃಹತ್ ಬೆಂಗಳೂರು ಮಹಾನಗರ ಪಾಲಿಕೆ
Bruhat Bengaluru Mahanagara Palike



BBMP COVID-19 WAR ROOM 10.03.2022



OVERVIEW OF COVID-19 IN BENGALURU

CASE TRENDS ACTIVE CASES **2,272**

<u>Confirmed Cases</u>	<u>Recovered Cases</u>	<u>Death Cases</u>
158 17,80,015 #	166 17,60,802 #	3 16,941 #

HOSPITALIZATION **78**

<u>ICU – V</u>	<u>ICU</u>	<u>HDU</u>	<u>General</u>
9	22	8	39

INCLUDES GOVT. QUOTA AND PRIVATE WALK-IN HOSPITALIZATION

VACCINATION **25,752** 1,80,69,113 #

<u>First Dose</u>	<u>Second Dose</u>	<u>Precaution Dose</u>
1,102 92,82,451 #	22,583 84,89,378 #	2,067 2,97,284 #

TRIAGING

MTU
64

Tele Triage
142

ACTIVE CZs

4

MCZs (< 5 cases)
1

Clusters (> 5 cases)
3

TESTING **14,705** 2,94,12,874 #

<u>RAT</u>	<u>RTPCR</u>
1,961	12,744

Positivity : 0.89%
*FOR LAST 7 DAYS

: indicates cumulative numbers till date



ABSTRACT OF COVID-19 SCENARIO IN BENGALURU


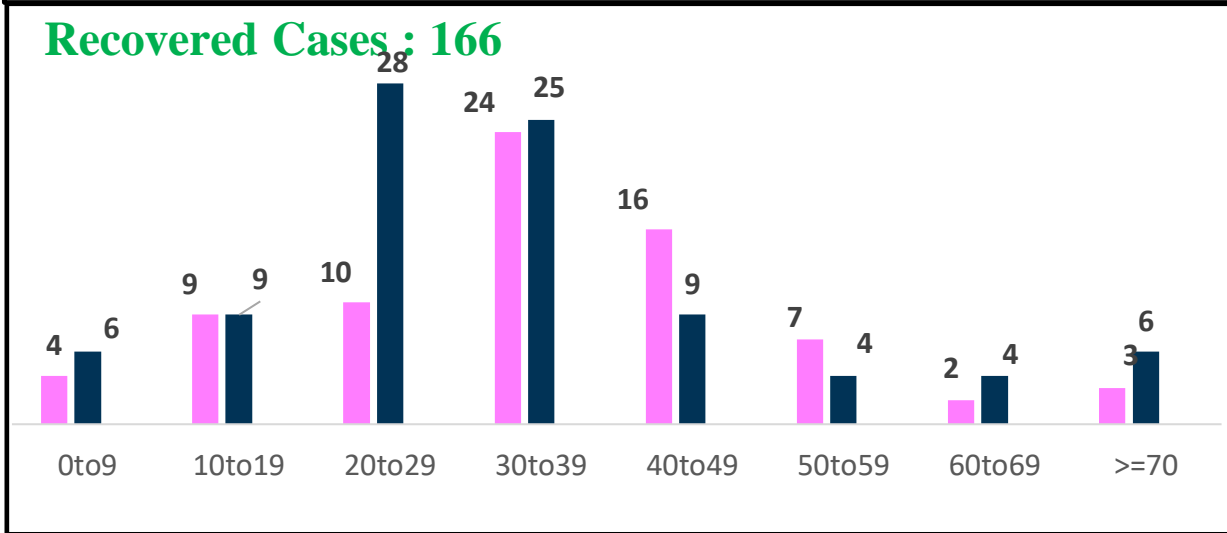
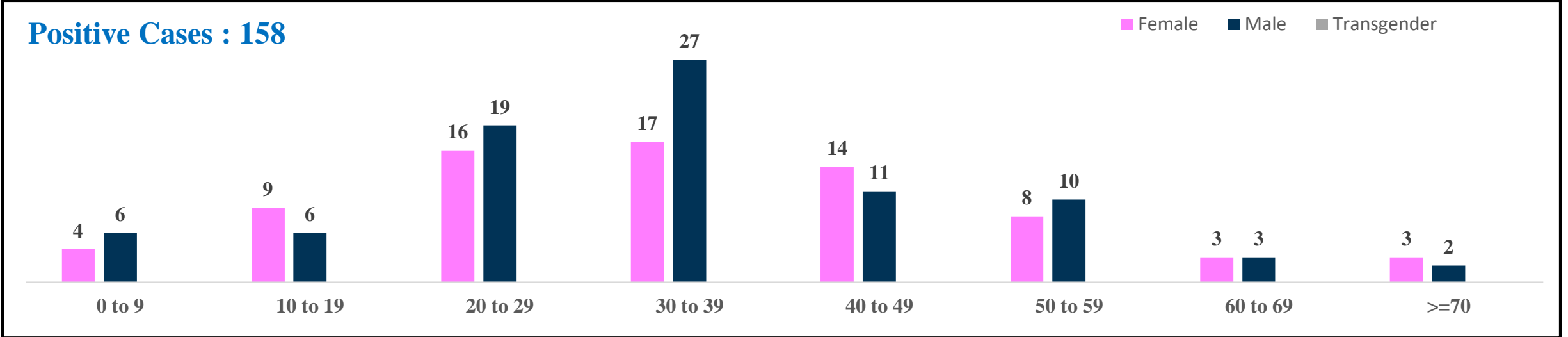


	MALE			FEMALE			TRANSGENDER			TOTAL		
	Last 24 Hours	Last 7 Days	Cumulative	Last 24 Hours	Last 7 Days	Cumulative	Last 24 Hours	Last 7 Days	Cumulative	Last 24 Hours	Last 7 Days	Cumulative
Positive Cases	84	536	10,52,771	74	462	7,27,053	0	0	191	158	998	17,80,015
Recovered Cases	91	757	10,40,287	75	587	7,20,332	0	0	183	166	1,344	17,60,802
Death Cases	3	6	10,732	0	6	6,205	0	0	4	3*	12	16,941
Total Tests Done	In Last 24 hrs. : 14,705			In last 7 days : 1,12,065			Cumulative : 2,94,12,874					
Vaccine Doses Administered	In Last 24 hrs. : 25,752			In last 7 days : 1,79,379			Cumulative : 1,80,69,113					
ACTIVE CASES									2,272			

*Covid deaths occurred today : 00 | Covid deaths occurred beyond last 24 hrs., reported today : 03

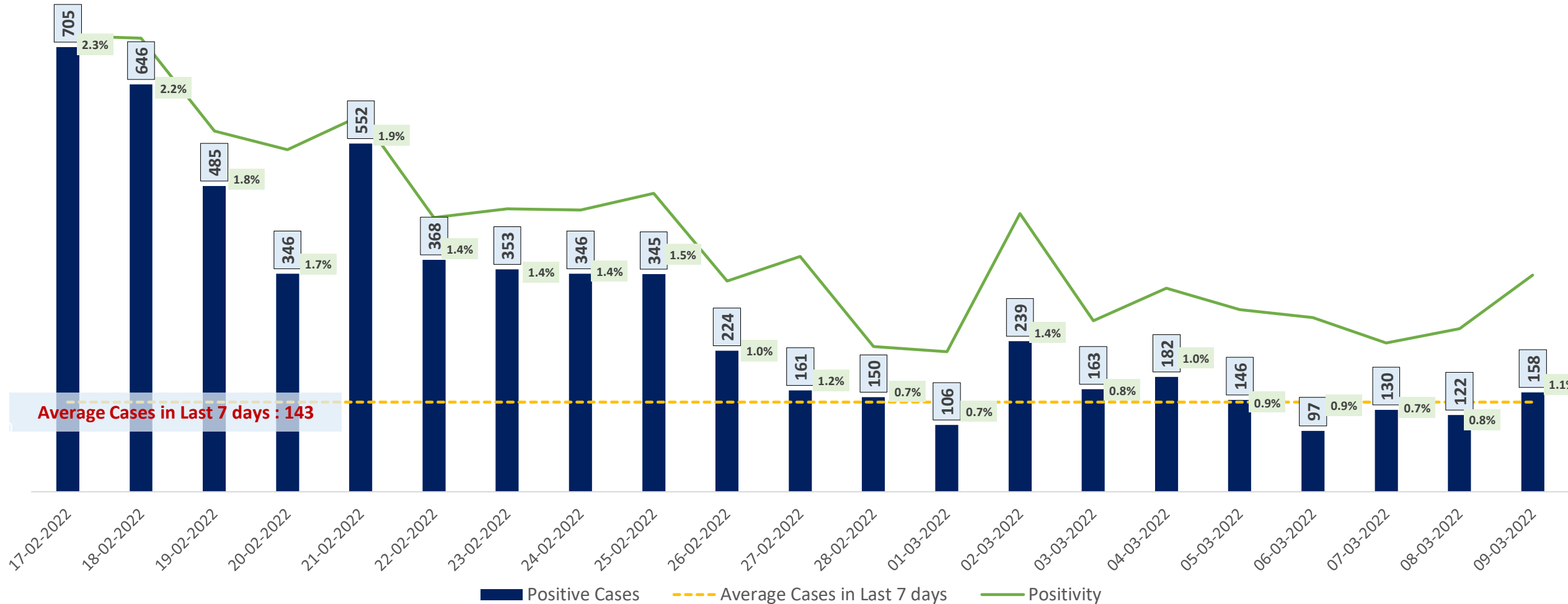


LAST 24 HOURS AGE GROUP AND GENDER WISE DISTRIBUTION



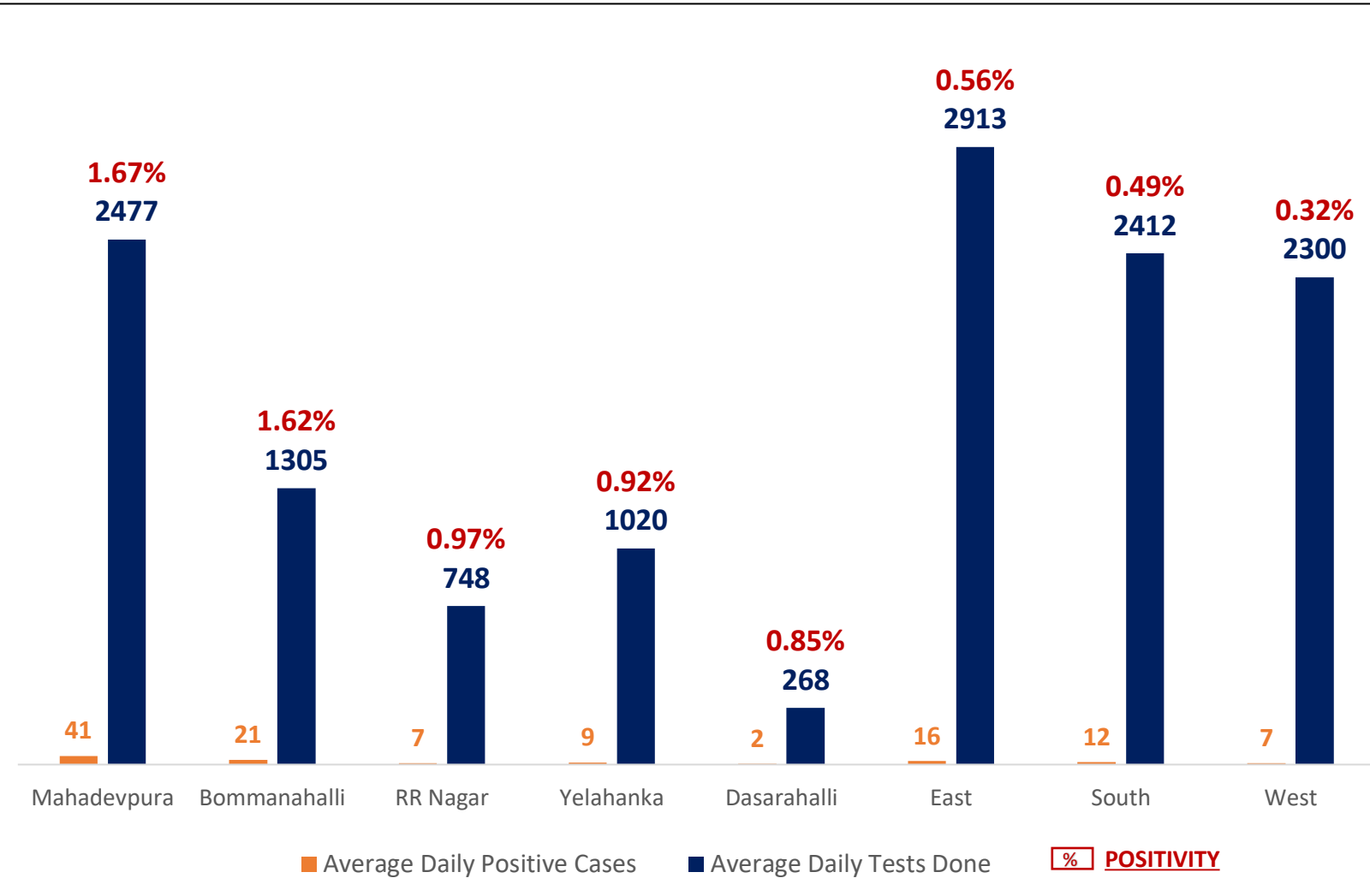


POSITIVITY RATE OF BENGALURU – LAST 21 DAYS





ZONE WISE COVID19 CASE MANAGEMENT FOR LAST 7 DAYS



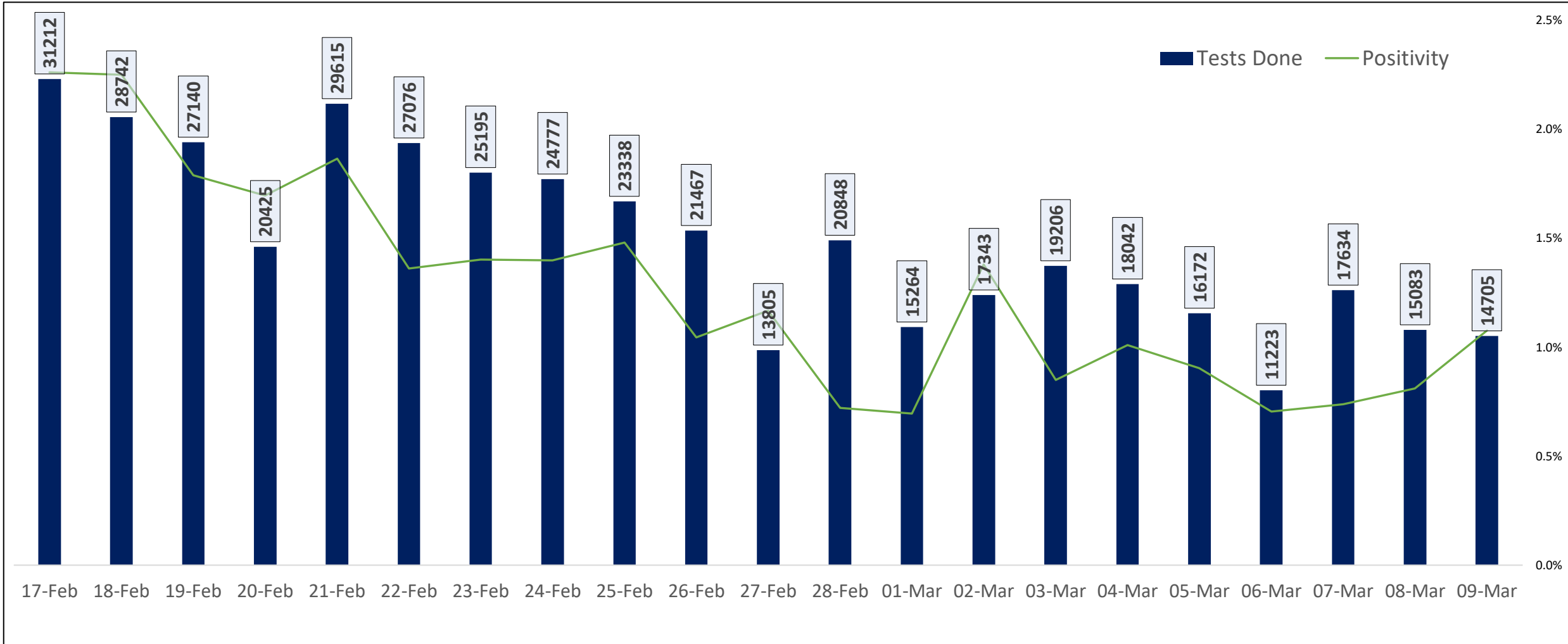
Zone Name	Hospital/CCC	Home isolation	Under Tracing
BOMMANAHALLI	7.38%	92.62%	0.00%
DASARAHALLI	0.00%	100.00%	0.00%
EAST	8.49%	91.51%	0.00%
MAHADEVAPURA	4.87%	95.13%	0.00%
RR NAGAR	30.30%	69.70%	0.00%
SOUTH	9.09%	90.91%	0.00%
WEST	3.33%	96.67%	0.00%
YELAHANKA	3.92%	96.08%	0.00%



TESTING TRENDS IN BENGALURU

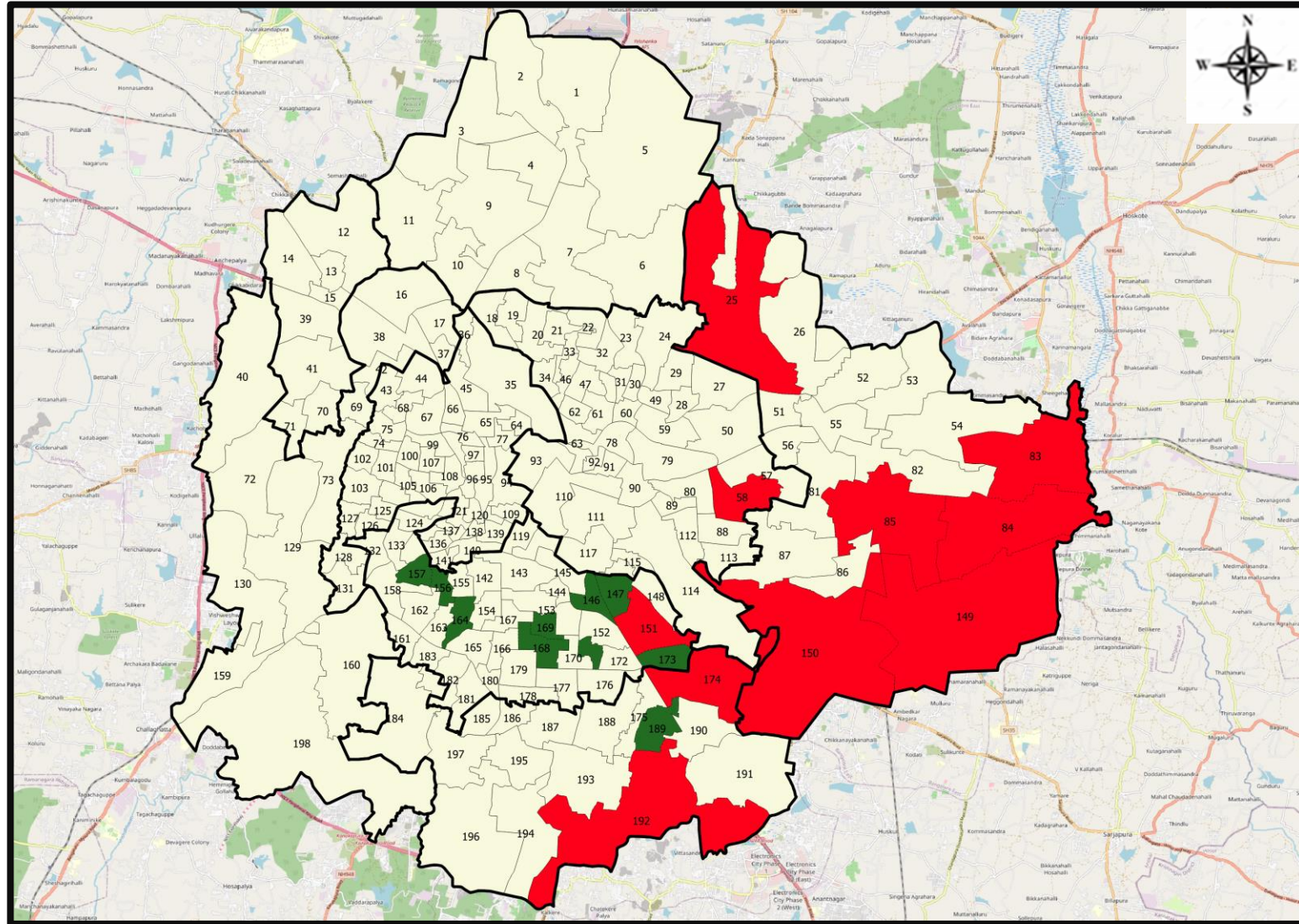


Total Test Conducted Till Date	Test Conducted Last 24 hours	Last 7 Days Average
2,94,12,874	14,705	16,009





BENGALURU URBAN MAP SHOWING TREND OF POSITIVE CASES IN LAST 7 DAYS



Top 10 wards reporting highest number of positive cases in last 7 days

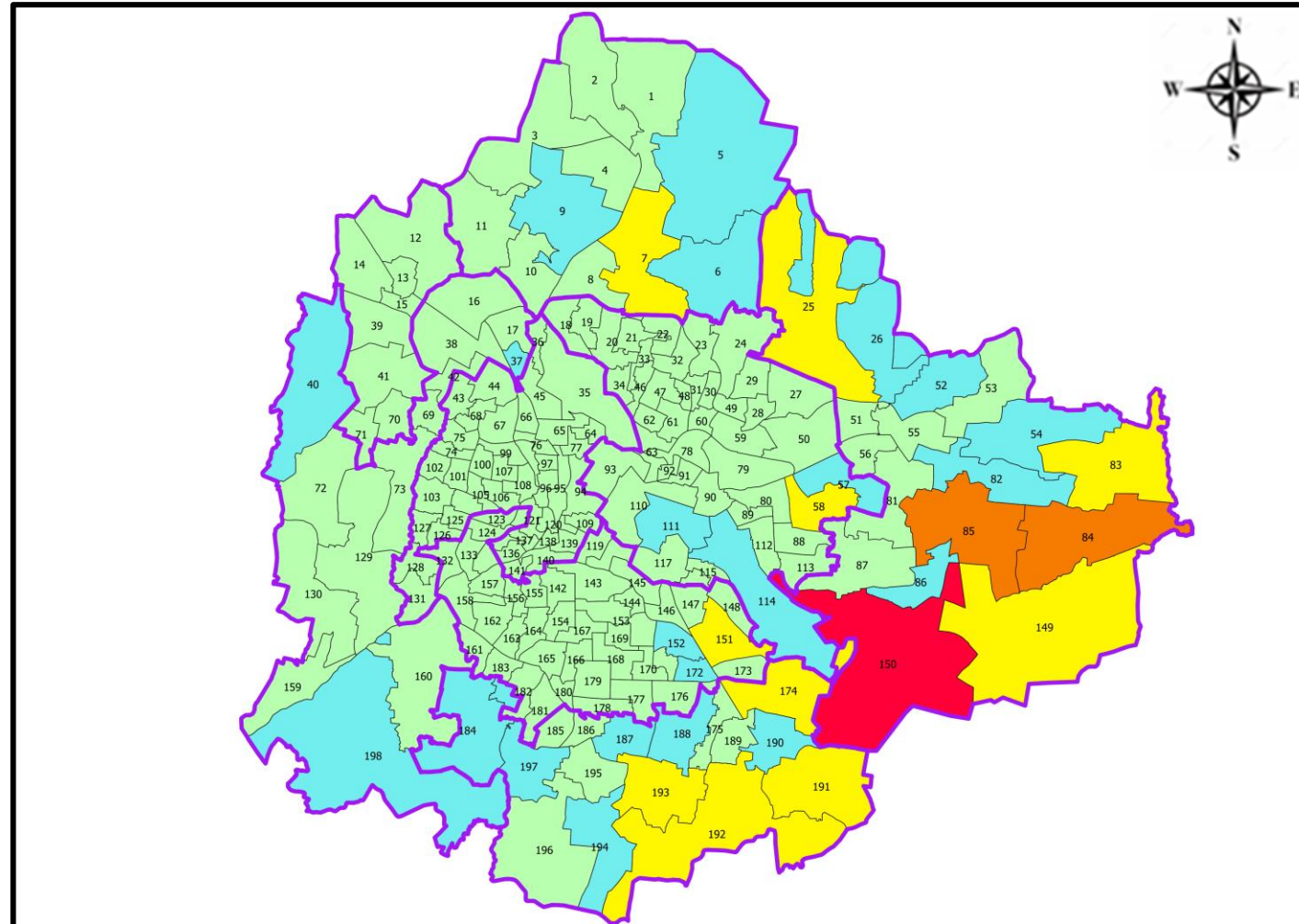
Ward No.	Ward Name	Daily Cases Average
150	Bellanduru	11
85	Dodda Nekkundi	7
84	Hagadur	5
174	HSR Layout	4
149	Varthuru	4
192	Begur	3
25	Horamavu	3
151	Koramangala	3
58	New Tippasandra	2
83	Kadugodi	2

Top 10 wards reporting least number of positive cases in last 7 days

Ward No.	Ward Name	Daily Cases Average
189	Hongasandra	0
173	Jakkasandra	0
171	Gurappanapalya	0
169	Byrasandra	0
168	Pattabhiram Nagar	0
164	Vidyapeeta Ward	0
157	Gali Anjaneya Temple	0
156	Srinagara	0
147	Adugodi	0
146	Lakkasandra	0



BENGALURU MAP SHOWING INTENSITY OF POSITIVE CASES IN LAST 7 DAYS



- Level 1 : 0 to 5 Cases
- Level 2 : 5 to 15 Cases
- Level 3 : 15 to 30 Cases
- Level 4 : 30 to 50 Cases
- Level 5 : More than 50 Cases
- Zone Boundaries

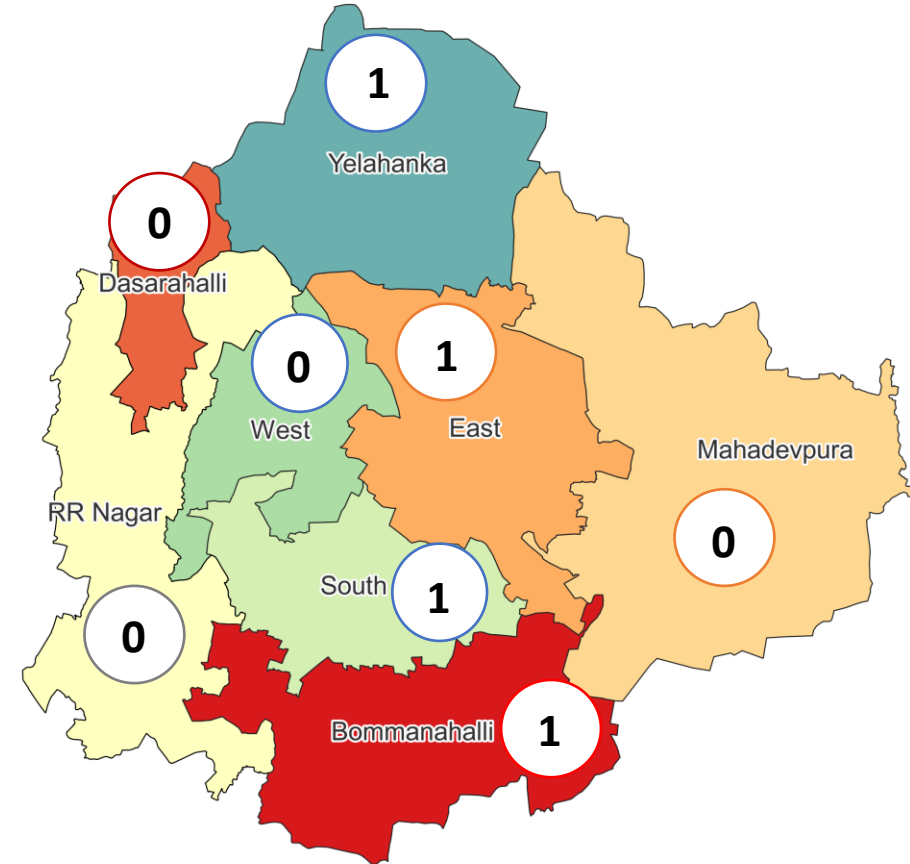


CONTAINMENT ZONE DETAILS



Zone Name	TOTAL CZs	Less Than 5 Cases	5 To 14 Cases	More Than 14 Cases
BOMMANAHALLI	1 (▲1)	1 (▲1)	0 (-)	0 (-)
DASARAHALLI	0 (▼2)	0 (▼1)	0 (▼1)	0 (-)
EAST	1 (-)	0 (-)	1 (-)	0 (-)
MAHADEVPURA	0 (-)	0 (-)	0 (-)	0 (-)
RR NAGAR	0 (-)	0 (-)	0 (-)	0 (-)
SOUTH	1 (-)	1 (-)	0 (-)	0 (-)
WEST	0 (-)	0 (-)	0 (-)	0 (-)
YELAHANKHA	1 (-)	1 (-)	0 (-)	0 (-)
TOTAL	4 (▼1)	3 (-)	1 (▼1)	0 (-)

Total Active Containment Zones



Types of Containment

Zone Name	Apartments	Individual House	Hostels/Quarters	Others	Schools/Colleges
BOMMANAHALLI	1 (-)	0 (-)	0 (-)	0 (-)	0 (-)
DASARAHALLI	0 (-)	0 (▼1)	0 (-)	0 (-)	0 (-)
EAST	0 (-)	1 (-)	0 (-)	0 (-)	0 (-)
MAHADEVPURA	0 (-)	0 (-)	0 (-)	0 (-)	0 (-)
RR NAGAR	0 (-)	0 (-)	0 (-)	0 (-)	0 (-)
SOUTH	1 (-)	0 (-)	0 (-)	0 (-)	0 (-)
WEST	0 (-)	0 (-)	0 (-)	0 (-)	0 (-)
YELAHANKHA	0 (-)	1 (-)	0 (-)	0 (-)	0 (-)
TOTAL	2 (-)	2 (▼1)	0 (-)	0 (-)	0 (-)

▲▼ : Shows increase and decrease in numbers as compared to previous day



GOVT. QUOTA COVID BED STATUS AS ON 10.03.2022



SR. NO.	Facility Type	No. of Hospital	Total Allocated Beds for C+ Patients					Occupied Beds for C+ Patients					Net Available Beds for C+ Patients				
			Gen Beds	HDU	ICU Beds	ICU-V	Total	Gen Beds	HDU	ICU Beds	ICU-V	Total	Gen Beds	HDU	ICU Beds	ICU-V	Total
1	Government Medical Colleges	4	120	255	33	27	435	0	1	1	0	2	120	254	32	27	433
2	Government Hospitals	18	637	292	74	95	1,098	1	2	0	0	3	636	290	74	95	1,095
3	Private Medical Colleges	12	178	200	66	35	479	0	1	6	2	9	178	199	60	33	470
4	Private Hospitals	32	181	61	49	42	333	1	1	2	6	10	180	60	47	36	323
5	Covid Care Centre	1	50					1					49				
Total Beds		67	1,166	808	222	199	2,395	3	5	9	8	25	1,163	803	213	191	2,370

* Status as on 10.03.2022 – 05:00 PM



ACTIVE PATIENTS ADMITTED UNDER GOVT. QUOTA



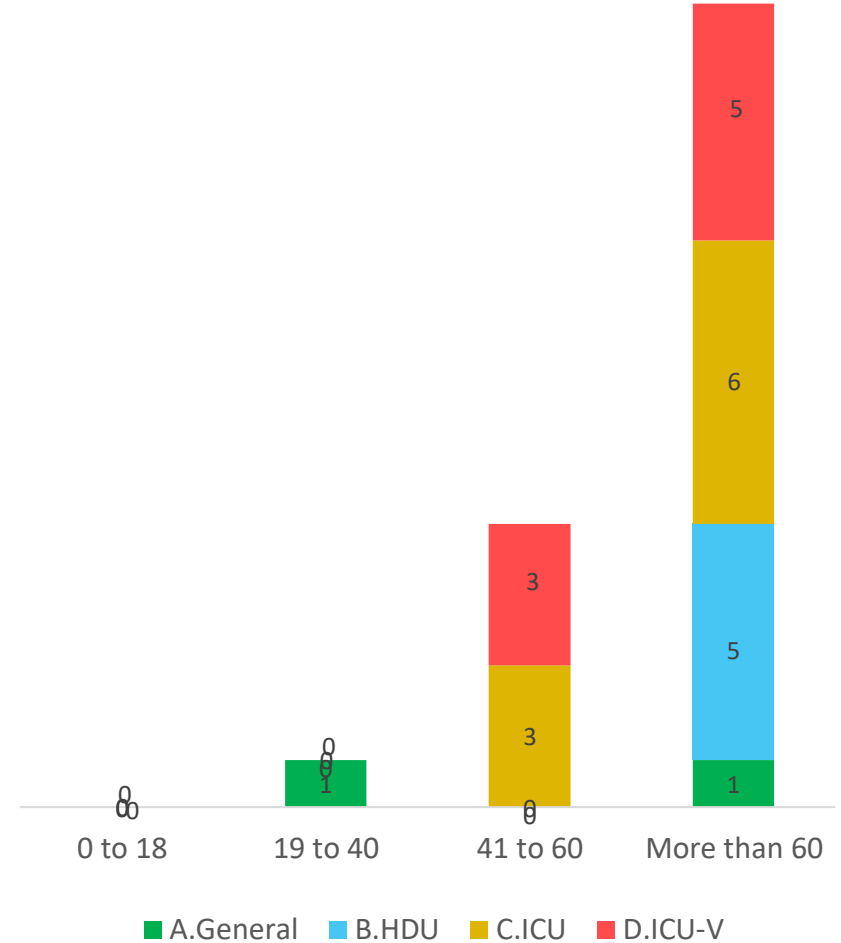
Admission By Bed Type And Number Of Days From Date Of Admission

Days in Hospital	General	HDU	ICU	ICU-V	Total
0 to 7 Days		1	3		4
8 to 14 Days		1	2	1	4
15 to 21 Days	1	1		1	3
Beyond 21 days	1	2	4	6	13
TOTAL	2	5	9	8	24

* Only Government Quota Admissions through CHBMS considered

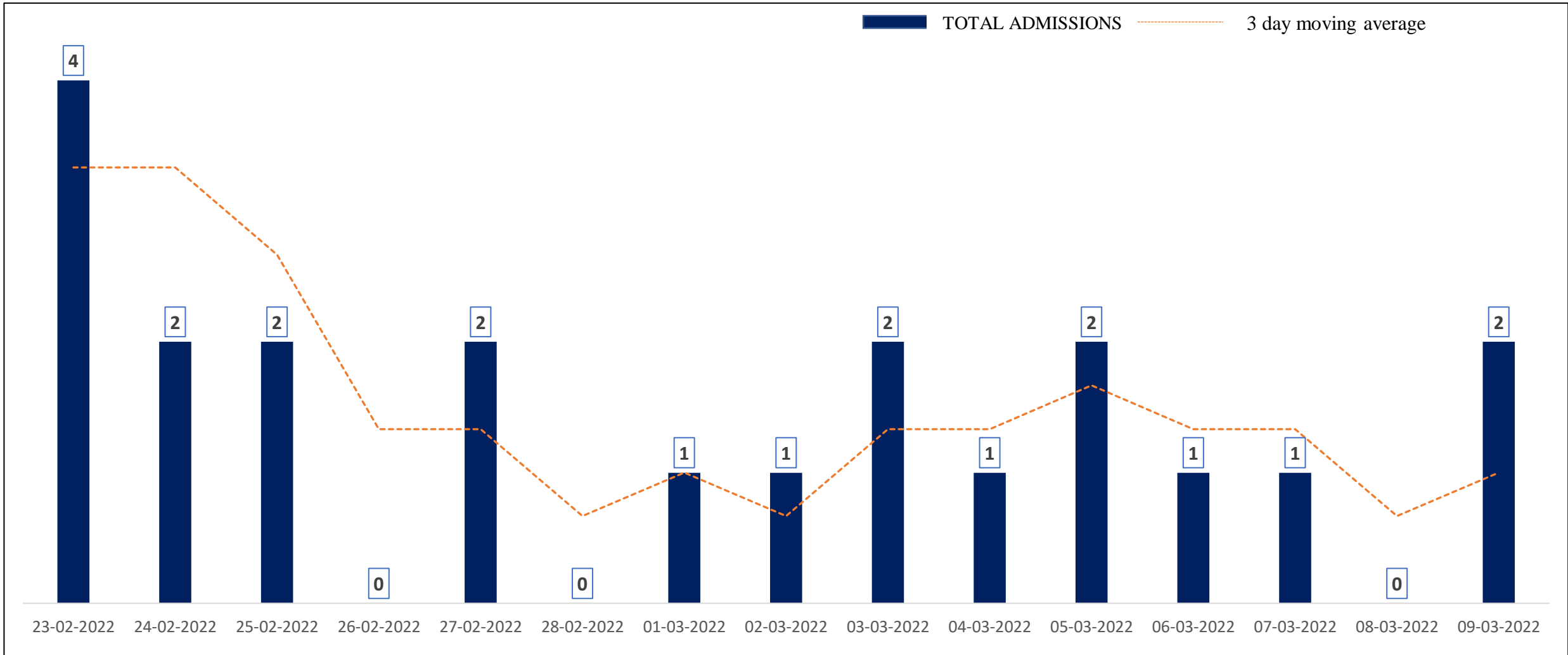
* Status as on 10.03.2022 – 04:00 PM

Age Group Distribution Of Active Hospital Admission





HOSPITAL ADMISSIONS LAST 15 DAYS TREND



* Only Government Quota Admissions through CHBMS considered

* Only Fresh Admissions considered

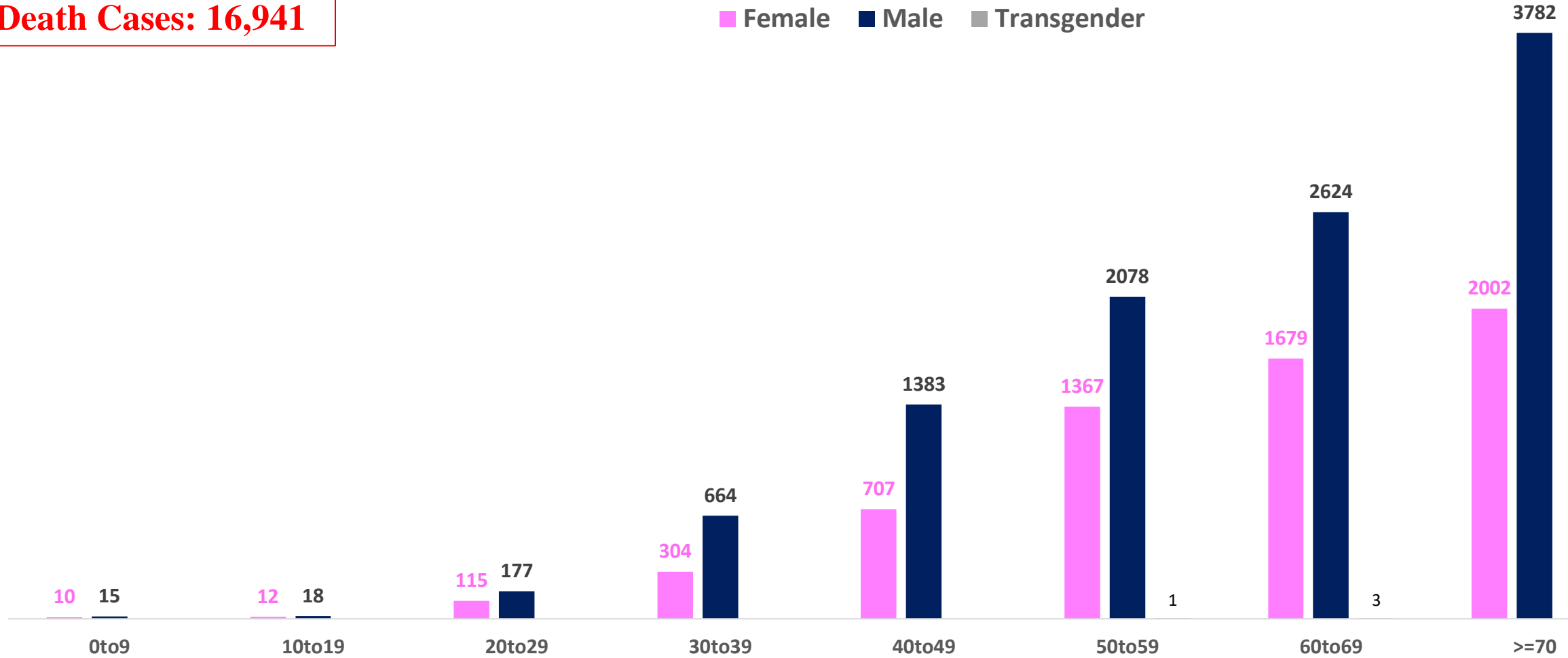


AGE AND GENDER WISE DISTRIBUTION OF DEATH CASES



Death Cases: 16,941

Female Male Transgender





VACCINATION COVERAGE AS ON 09.03.2022



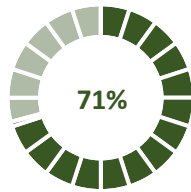
Total Doses Administered

1,80,69,113

▲ 25,752

Total 15-18 years Population : 4.42 Lakhs

1ST DOSE

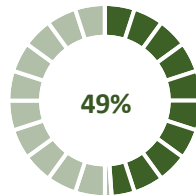


3,13,569

Doses administered

▲ 378

2ND DOSE



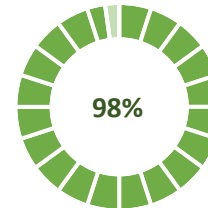
2,16,418

Doses administered

▲ 4,135

Total adult Population : 91.7 Lakhs

1ST DOSE

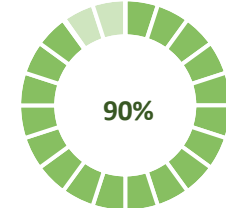


89,68,882

Doses administered

▲ 724

2ND DOSE



82,72,960

Doses administered

▲ 18,448

Priority Group*

* the numbers represent doses administered only

Health Care Workers

4,13,618

Doses administered

▲ 169

Frontline Workers

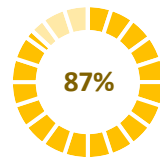
7,50,832

Doses administered

▲ 165

18 - 44 Years Coverage

Dose 1

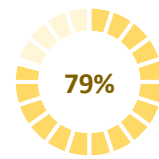


57,10,015

Doses administered

▲ 555

Dose 2



51,93,930

Doses administered

▲ 14,216

PRECAUTION DOSE



2,97,284

Doses administered

▲ 2,067

PRECAUTION DOSES ADMINISTERED

Health Care Workers

58,343

Booster Doses administered

▲ 145

Front Line Workers

43,098

Booster Doses administered

▲ 845

60 + Years Coverage

1,95,843

Booster Doses administered

▲ 1,077

45 – 59 Years Coverage

Dose 1

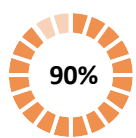


16,90,155

Doses administered

▲ 101

Dose 2



15,90,299

Doses administered

▲ 2,580

60 + Years Coverage

Dose 1



9,76,811

Doses administered

▲ 64

Dose 2



9,16,182

Doses administered

▲ 1,322



COVID-19 SCENARIO IN BENGALURU AND OTHER METROPOLITAN CITIES



CITY NAME	Positive Cases	Active Cases	Recovered	Deceased	Vaccine Doses Administered
New Delhi	18,62,255	985	18,35,130	26,140	3,17,01,688
Bengaluru*	17,80,015	2,272	17,60,802	16,941	2,08,11,570
Mumbai	10,56,149	421	10,36,174	16,692	2,02,93,125
Chennai	7,50,566	549	7,40,950	9,067	1,00,14,926
Kolkata	4,47,192	272	4,41,264	5,656	96,28,504

Source : <https://dashboard.cowin.gov.in/> at 5:00pm (10.03.2022)
Source : <https://www.covid19tracker.in/> at 5:00 pm (10.03.2022)

*includes BBMP & Bengaluru Urban



SNAPSHOT OF COVID-19 CASES IN BENGALURU URBAN



**Total Wards With
< =5 Cases* :
154**

**Tests Conducted
On 09.03.2022:
14,705**

**Recovery
Rate:
98.92%**

**Total
Active Cases :
2,272**

**Total Vaccinated on
09.03.2022:
25,752**

**Positivity
Rate* :
0.89%**

**Active
Rate:
0.13%**

**Case
Fatality Rate* :
1.20%**



*Total positive cases In the past 7 days

*CFR and positivity is for Past 7 days



ಬೃಹತ್ ಬೆಂಗಳೂರು ಮಹಾನಗರ ಪಾಲಿಕೆ
Bruhat Bengaluru Mahanagara Palike



Download BBMP Bulletin	https://apps.bbmpgov.in/covid19/mediabulletin.php
For BBMPCovid19 Bed Status:	https://apps.bbmpgov.in/covid19/en/Bedstatus.php
To register for vaccination :	https://selfregistration.cowin.gov.in/
BBMP COVID19 Dashboard:	https://apps.bbmpgov.in/covid19/
Follow us on:	 www.facebook.com/bbmp.comm1/
	 twitter.com/BBMPCOMM

Issued by:

Honorable Chief Commissioner, BBMP
Special Commissioner Health & IT, BBMP
MD, Bengaluru Smart City Limited

THANK YOU !

